

3253



Program Book

Community Service Project

AP STATE COUNCIL OF HIGHER
EDUCATION

(A STATUTORY BODY OF GOVERNMENT OF ANDHRA PRADESH)

**SURVEY ON CLEANLINESS AND HYGIENE AT JALARIPETA
AREA**

BY

KILLO JANAKI

REGD.NO:: 720130805233



Estd : 1860

**PROJECT WORK SUBMITTED TO MRS. A.V.N COLLEGE,
AFFILIATED TO ANDHRA UNIVERSITY, VISAKHAPATNAM FOR
THE PARTIAL FULFILMENT OF DEGREE OF**

BACHELOR OF SCIENCE

2020 – 2023

DECLARATION

I, **KILLO JANAKI**, Student of III B.Sc – C.B.Z, Mrs. A.V.N College, affiliated to Andhra University here by declared that this project entitled “**Survey on Cleanliness and Hygiene at Jalari Peta Area**” is a genuine work carried out by me under the guidance of **Mr.P.Venkata Rao**, Lecturer in Chemistry, and **P.Krishna Kumari**, HOD Mrs.A.V.N College, Visakhapatnam, Andhra Pradesh. Furthermore, this project work was not submitted to any other institution or University for awarding any Degree.

DATE: 16/3/2023

PLACE: Visakhapatnam

K. Janaki

Name & Signature of the student

MRS. A.V.N COLLEGE

VISAKHAPATNAM – 530001

ANDHRA PRADESH

P.VENKATA RAO

Lecturer

Department Of Chemistry




Mobile :6302816236

CERTIFICATE

This is to certify that project entitled as “ Survey on Cleanliness and Hygiene at Jalaripeta Area” is bonafide work done by **KILLO JANA**KI (Regd.no:720130805233), B.Sc – C.B.Z student under my guidance. I certify that the project work done by him/her is original and has not been submitted to any other information.


(M.Simhadri Naidu)

PRINCIPAL
MRS. A.V.N. COLLEGE
VISAKHAPATNAM


(P.Venkata Rao)

MENTOR

Program Book for Community Service Project

Name of the Student: KILLO JANAKI

Name of the College: MYS. AVN COLLEGE

Registration Number: 720130805233

Period of CSP: From: Oct - 1, 2022 To: Dec - 28, 2022

Name & Address of the Community/Habitation: Janakipeta, Portanna, Visakhapatnam
530020, Andhra Pradesh.

Instructions to Students for Community Service Project

Please read the detailed Guidelines on Community Service Project hosted on the website of AP State Council of Higher Education <https://apsche.ap.gov.in>

Link:

<https://apsche.ap.gov.in/Pdf/Guidelines%20for%20the%20OJT%20Internship%20Community%20Service%20Project.pdf>

1. It is mandatory for all the students to complete 2 months (180 hours) of Community Service Project as a part of the 10 month mandatory internship/on the job training.
2. Consider yourself as a committed volunteer in the community, you work with.
3. Every student should identify the village/community/habitation for Community Service Project (CSP) in consultation with the College Principal/the authorized person nominated by the Principal.
4. Report to the community/habitation as per the schedule given by the College. You must make your own arrangements of transportation to reach the community/habitation.
5. You will be assigned with a Faculty Guide from your College. He/She will be creating a WhatsApp group with your fellow volunteers. Post your daily activity done and/or any difficulty you encounter during the programme.
6. You should maintain punctuality in attending the CSP. Daily attendance is compulsory.
7. You are expected to learn about the community/habitation and their problems.
8. Know the leaders and the officials of the community/habitation.
9. While in project, always wear your College Identity Card.
10. If your College has a prescribed dress as uniform, wear the uniform daily.
11. Identify at least five learning objectives in consultation with your Faculty Guide. These learning objectives can address:
 - Information about the community, including the realities and problems of the society.
 - Need for creating awareness on socially relevant aspects/programs.
 - Acquiring specific Life Skills.
 - Learning areas of application of knowledge and technologies related to your discipline.
 - Identifying developmental needs of the community/habitation.

12. Practice professional communication skills with team members, and with the leaders and officials of the community. This includes expressing thoughts and ideas effectively through oral, written, and non-verbal communication, and utilizing listening skills.
13. **Be regular in filling up your Program Book. It shall be filled up in your own handwriting. Add additional sheets wherever necessary.**
14. At the end of Community Service Project, you shall be evaluated by the person in-charge of the community/habitation to whom you report to.
15. There shall also be evaluation at the end of the community service by the Faculty Guide and the Principal.
16. Do not indulge in any political activities.
17. Ensure that you do not cause any disturbance to the inhabitants or households during your interaction or collection of data.
18. Be cordial but not too intimate with the persons you come across during your service activities.
19. You should understand that during this activity, you are the ambassador of your College, and your behavior during the community service programme is of utmost importance.
20. If you are involved in any discipline related issues, you will be withdrawn from the programme immediately and disciplinary action shall be initiated.
21. Do not forget to keep up your family pride and prestige of your College.
22. Remember that you are rendering valuable service to the society and your role in the community development will become part of the history of the community.

Community Service Project Report

Submitted in accordance with the requirement for the degree of..

Name of the College: MYS. AVN COLLEGE

Department: B.sc [Botany, Zoology, Chemistry]

Name of the Faculty Guide: P. VENKATARA

Duration of the CSP: From Oct-1. To Dec-28, 2022

Name of the Student: K. JANAKI

Programme of Study B.sc. chemistry, Botany, Zoology.

Year of Study: IIIrd year

Register Number: 720130805233


Date of Submission: 16/03/23

Student's Declaration


I am ~~K. Janki~~ student of C.S.P. Program, Reg. No. 12020205773 of the Department of ~~Chemistry~~ Mrs. A.V.N. College do hereby declare that I have completed the mandatory community service from ~~Oct-21~~ to ~~Dec-28~~ in ~~Tilasi. Peta~~ (Name of the Community/Habitation) under the Faculty Guideship of ~~P. Krishna Kumari~~ (Name of the Faculty Guide), Department of ~~Chemistry~~ in Mrs. A.V.N. Degree College

K. Janki
(Signature and Date)
16/03/23

Endorsements


Faculty Guide P. KRISHNA KUMARI
HOD IN CHEMISTRY
DEPARTMENT OF CHEMISTRY
MRS. A.V.N. COLLEGE
VISAKHAPATNAM-530001


Head of the Department


Principal
PRINCIPAL
MRS. A.V.N. COLLEGE
VISAKHAPATNAM

Certificate from Official of the Community

This is to certify that P.B.N. Taramani (Name of the Community Service Volunteer) Reg. No. 720120805223 of Mrs. Anu College (Name of the College) underwent community service in Jalari Peta (Name of the Community) from Oct - 01 to Dec - 28

The overall performance of the Community Service Volunteer during his/her community service is found to be Good (Satisfactory/Good).


Authorized Signatory with Date and Seal


ACKNOWLEDGEMENTS

Primarily I would thank god for being able to complete this project with success. Then I would like to thank my science teacher Mr: VENKAT RAO,

whose valuable guidance has been the success his suggestions and his instructions has served as the major contributor to world completion of cleanliness and hygiene project.

Then, I would like to thank my Parents and friends whose helped me with their valuable suggestions and guidance has been has been helpful in various places of the completion of the project.

Last but not least I would like to thank my classmate who helped me a lot.

My Sincere efforts have made me to accomplish the task of completing this Project.

CHAPTER 1: EXECUTIVE SUMMARY

The community service report shall have only a one-page executive summary. It shall include a brief description of the Community and summary of all the activities done by the student in CSP and five or more learning objectives and outcomes.

* We should always keep our surroundings neat and clean.

† It is our duty to keep our country clean

The main duty / goal of cleanliness is health.

It avoids the spreading of dirt.

cleanliness is very important for personal hygiene face and a healthy environment.

We must take responsibility for cleaning our houses and society.

A clean and health society is very essential for the progress of the nation.

cleanliness is a habit.

We should always through garbage in dust bin

We all must follow cleanliness rules and regulations.

cleanliness is very important in our life.

cleanliness keeps us healthy.

Our cleanliness can save the environment.

cleanliness is a good habit.

CHAPTER 2: OVERVIEW OF THE COMMUNITY

- About the Community/Village/Habitation including historical profile of the community/habitation, community diversity, traditions, ethics and values.
- Brief note on Socio-Economic conditions of the Community/Habitation.

Solid waste is any material that is primarily not a liquid or gas and is unwanted and/or unvalued, discarded by its owner, and can be from domestic, commercial or industrial operations.

Solid waste management entails the collection, transportation and disposal services. Cleanliness is both the abstract state of being clean and free from germs, dirt, trash or waste, and the habit of achieving and maintaining that state.

Cleanliness is often achieved through cleaning, culturally, cleanliness is usually a good quality, as indicated is as by the aphorism.

"cleanliness is next to godliness" and may be regarded as contributing to other ideas such as health & beauty.

As an assertion of moral superiority or respectability, cleanliness has played a role in establishing cultural values in relation to social class, humanitarianism, and cultural imperialism.

Cleanliness is linked with proper hygiene by getting involved in community service at a young age, students benefit in a lot of ways.

CHAPTER 3: COMMUNITY SERVICE PART

Description of the Activities undertaken in the Community during the Community Service Project. This part could end by reflecting on what kind of values, life skills, and technical skills the student acquired.

Develop an increased sense of social responsibility a global view of social and a heart for "giving back" and a helping others.

→ ACTIVITIES DONE :

1. Survey conducted in area.
2. Project implemented in area.
3. conducted community Awareness campaign.
4. created Project report.

→ VALUES LEARNT :

1. cooperation , 2. compassion , 3. Gratitude ,
4. Morality , 5. Respect 6. kindness 7. courage.

→ TECHNICAL SKILLS LEARNT :

1. Data Analysis
2. Writing
3. Project Management
4. Analytics
5. Team Work.
6. Research.

12 (15)

ACTIVITY LOG FOR THE FIRST WEEK

DAY & DATE	BRIEF DESCRIPTION OF THE DAILY ACTIVITY	LEARNING OUTCOME	Person In-charge Signature
Day - 1	Surveying the Villagers	Data collection and Analysing.	<u>MS</u>
Day - 2	Surveying the villagers	Data collection and Analysing.	<u>MS</u>
Day - 3	Surveying the villagers	Data collection and Analysing.	<u>MS</u>
Day - 4	Survey the villagers	Data Collection and Analysing.	<u>MS</u>
Day - 5	Survey the villagers	Data collection and Analysing	<u>MS</u>
Day - 6	Surveying the villagers	Data collection and Analysing.	<u>MS</u>

WEEKLY REPORT

WEEK - 1 (From Dt. Oct. 1 to Dt. Oct. 07)

Objective of the Activity Done: To collect Demographic Data.

Detailed Report:
In this first week, Our Mentor made a team with 12 members to do community service project in Talari Peta which is under Visakhapatnam, multiple corporating, Andhra Pradesh. The selected topic is cleanliness and hygienic :-

Grills in the drains :-
check that they are well placed and that no animals can enter through them.

Window Screens and Mosquito nets :- They are there to prevent the entry of birds and insects, we must check that they do not have holes or are broken.

- * Buckets must always be closed, except when used.
- * Do not leave doors or windows open, without protection, to prevent the entry of birds insects.

* Always wash hands after handling garbage or waste.

ACTIVITY LOG FOR THE SECOND WEEK

DAY & DATE	BRIEF DESCRIPTION OF THE DAILY ACTIVITY	LEARNING OUTCOME	Person In-charge Signature
Day - 1	"cleanliness and hygienic" campaign conducted	We are keeping our surroundings clean, and removing stagnant water.	<u>lu</u>
Day - 2	"Empowerment of women" campaign conducted.	Given some measures awareness to women to be independent, not-ally and to be educated.	<u>lu</u>
Day - 3	"Green Earth - make it Happen" campaign conducted.	Demonstrated how earth is being polluted and requested to save it.	<u>lu</u>
Day - 4	"Digitals in rural" campaign. Conducted	Given awareness on blind superstitions and how to adopt digital in every home.	<u>lu</u>
Day - 5	"Dry waste and wet waste Separation" campaign conducted.	They learnt about the environmental benefits of separating dry and wet waste.	<u>lu</u>
Day - 6	"Diseases caused by Mosquitoes" campaign conducted	They started using mosquito nets and some other measures like clearing the stagnant water.	<u>lu</u>

Handwritten notes at the bottom left corner of the page.

WEEKLY REPORT

WEEK - 2 (From Dt. Oct. 10. to Dt. Oct. 16.)

Objective of the Activity Done:

Detailed Report:

In this second week we (Team) continued surveying the remaining houses in Talaripeta. ~~our~~ our survey had ended in this week-end. When compared to first week, we had lot of experiences with rural area while conducting survey in village.

The Experiences are:

- Areas are still believing Superstitions.
- They do not have awareness on the Social media news.
- During survey, we have seen only small people.
- As an assertion of moral superiority & respectability, cleanliness has played a role in establishing, cleanliness cultural values in relation to social class, humanitarianism.
- On a practical level, cleanliness is thus related to hygiene and disease prevention.
- Washing is one way of achieving physical cleanliness usually with water and often some kind of soap or detergent.
- Cleaning procedures are of the utmost importance in many forms of manufacturing.

ACTIVITY LOG FOR THE THIRD WEEK

DAY & DATE	BRIEF DESCRIPTION OF THE DAILY ACTIVITY	LEARNING OUTCOME	Person In-charge Signature
Day - 1	"Health and Hygiene" campaign conducted.	Given some measures regarding health & Hygiene to avoid disease.	<i>[Signature]</i>
Day - 2	"Waste caused due to Superstitions" campaign conducted	Given awareness on blind superstitions and how to practice	<i>[Signature]</i>
Day - 3	"Practice of constructing soak pits" campaign conducted.	Given some awareness that soak pit allow water to slowly soak into the ground.	<i>[Signature]</i>
Day - 4	"End plastic pollution" campaign conducted.	This campaign is helps people understand the impacts of plastic pollution to eco system.	<i>[Signature]</i>
Day - 5	"Plant something green" campaign conducted	This campaign is to encourage home owners to beautify their landscape and protect environment.	<i>[Signature]</i>
Day - 6	"Green peacelogy Detox" campaign conducted	Given some awareness about the toxic gases released by industries and health effects.	<i>[Signature]</i>

WEEKLY REPORT

WEEK - 3 (From Dt. Oct-17 to Dt. Oct-22.)

Objective of the Activity Done:

community awareness campaign conducted.

Detailed Report:

In this third week, we have conducted totally 6 campaigns in rural areas during slavery, we found rural areas should need awareness on some aspects, so that they can change their minds and steps towards community development.







To make village clean and green, we conducted "Health and Hygiene" we awarded people to avoid Sussor-rindings uncleanliness. We awarded them about unhealthy habits.

"Soak pits" serve as secondary chambers receiving effluent from a primary sanitation technology for the treatment of waste water and gradually allow the effluent to percolate into the surrounding soil.

"plastic pollution" is the accumulation of plastic objects and particles in the enviro environment that adversely affects human, wild life and their habitat.

The main goal of the detox campaign was to reduce water pollution caused by toxic chemicals stemming from the global textile industry by targeting.

ACTIVITY LOG FOR THE FOURTH WEEK

DAY & DATE	BRIEF DESCRIPTION OF THE DAILY ACTIVITY	LEARNING OUTCOME	Person In-charge Signature
Day - 1	Project implementation plan is made	Data - Analysis critical thinking Problem - solving	
Day - 2	A clean body is a healthy body.	Keeping our body clean will protect from several viruses and bacteria	
Day - 3	On the 4th week visited the houses and survey again on the cleanliness and hygienic.	All are hygienic	
Day - 4	After all procedure done then I am ready to write the CSP manual	Written skills	
Day - 5	Searching in the internet for gathering information for selected community.	Internet skills	
Day - 6	All the matter is gathered & selected best information & written in log book.	Thinking	

WEEKLY REPORT

WEEK - 4 (From Dt... Dec-19. to Dt... Dec-25)

Objective of the Activity Done: Project Implementation in rural area :-

Detailed Report:

In this fifth week, we have our project in Jalari Peta area. This implementation of project included explaining banned plastic areas development goals, ways to start small awareness in rural poor area.




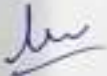


In cleanliness and Hygiene is very important in today's society for both health and social reasons. Keeping your hands and body clean is very important in stopping the developing and spread of illness and infection. This simple habit doesn't just benefit your health it can help protect those around you too.

personal hygiene is how care for your body. This practice includes bathing, washing your hands, brushing your teeth, etc. Every day come into contact with millions of outside germs and viruses. They can linger or gouges body and in some cases they may make you sick.

BEING Hygienic

It is important if you wish to have a healthy life when you take prepare of your hygienic confidence and success will automatically come to your door step

ACTIVITY LOG FOR THE FIFTH WEEK

DAY & DATE	BRIEF DESCRIPTION OF THE DAILY ACTIVITY	LEARNING OUTCOME	Person In-charge Signature
Day - 1	Organising the primary data collected through Survey	Writing data analysis.	
Day - 2	To collect demography data	Data -Analysis Decision.	
Day - 3	All the collected data of the information is showed to Our mentor	with Our mentor corrected Small mistakes then I. satisfied.	
Day - 4	After that all information was written in C++ Programme.	Hand writing skills	
Day - 5	Programme book is made into Pdf.	Usage of mobile	
Day - 6	I think the project completed I learn so much information.	critical thinking	

WEEKLY REPORT

WEEK - 5 (From Dt. Oct. 25 to Dt. Oct. 28)

Objective of the Activity Done: Project final Report Writing

Detailed Report:

In this fifth week, we the fifteen members of our team had gathered in college and analyzed the raw data collected during survey. The primary data was clearly and neatly observed and we made final report of our survey data and submitted in college.

First we organized the primary data collected through survey. Then we discussed with in our team on the final report and how to make it.

We analysed the raw data and further study. Then the tabular data made into a graphical representation.

The final report was made with the campaign conducted data and description of data and description of data. At last we submitted our report to the college.

We have worked daily 6 hrs for this project totally we have worked 180 hours [30 days x 6 hrs] to complete and submit of this project. We enjoyed process. Cleanliness is one of the most important qualities of life is considered next to godliness.

CHAPTER 5: OUTCOMES DESCRIPTION

Details of the Socio-Economic Survey of the Village/Habitation. Attach the questionnaire prepared for the survey.

PROBLEMS IN TALARI PETA :

1. proper drainage system is not there
2. There is high chance of floods to this area during heavy rain as the near by water tanks gets full of rain water and surplus water flows into area.
[as village is beside the seashore]
3. cleanliness means maintaining our surroundings, home, and body neat and clean
4. Neglecting garbage and various waste materials by not disposing of them properly
5. Open defecation.
6. Open Sewerage
7. Drinking Contaminated Water
8. Mosquitoes are a big nuisance
9. latrine is waste by negligence.
10. Open defecation: If this issue is not taken seriously which is very dangerous to people's health, the faeces excreted by flies and worms will enter the water and food and then enter the mouth and spread infection.

Describe the problems you have identified in the community

SOLUTIONS FOR THE PROBLEMS IN JALARIPETA:

- * proper drainage system should be laid in area.
- * Some streets are not having street lights
- + Some people are still living in very poor sanitary conditions.
- + volunteers and ASHA workers should motivate and guide them about health and hygiene.
- * I have never seen Municipality workers to sweep the main roads in area and drainage cleaning and bleaching the dirty areas.
- * I request GVMC to take necessary actions.
- + Working staff are not working properly, and the garbage of our locality remains uncleaned.
- + It has become difficult us to dwell here due to the unpleasant smell emitted from that heap of garbage.

Therefore, I request you to solve this problem as soon as possible your quick action will be highly appreciated.

Community Awareness Programme:

on totally conducted various Awareness programmes on the cleanliness and Hygiene.

We have discussed a number of awareness on Cleanliness on the first half of the Survey and created an awareness on the Railway New colony area People.

First half of the Survey we discussed about Survey and the analysis of the data, and the demographic data collected.

And second half of the Survey we discussed about the Service Programmes and data, write the record about the collected data and also readings noted on the books.

Finally survey has been ended. We detailed explanation on the Cleanliness and Hygiene.

Final Report given in the college after completion of the Project and has been ended up in the Survey.

Short-term and long term action plan for possible solutions for the problems identified and that could be recommended to the concerned authorities for implementation.

COMMUNITY AWARENESS PROGRAMME :-

On total 6 community awareness programmes were conducted in pedda jalavpeta

1. cleanliness and Hygiene
2. Women Empowerment
3. Green Earth - Make it Happens
4. Digital in Rural
5. Dry waste & Wet Waste Separated
6. Health & Hygiene.

Healthy and hygiene programme is to bring awareness among rural areas to have clean surroundings and have healthy diet and healthy habits.

Women Empowerment is to awareness programme is to make rural areas are clean and green and by this programme, are awarded to not to use non-degradable materials and to plant trees in areas.

Rural digitization programme was conducted to aware the importance of digitalization in day to day life and have an awareness programme in cleanliness and Hygiene..

Mrs.A.V.N COLLEGE
COMMUNITY SERVICE PROJECT
CLEANINGNESS AND HYGIENE

*Recipient name: L. Yelliyanna *DOB: 60 yrs.

*Adress: Jaloripeta *Phone no:

*Sex Female

1. How do you feel that the cleniness in your local environment? A. Yes B. No

2. After cleaning the house where do you throw waste materials in dustbin

3. How many times dustbins in your street are been cleaned? 5 times in a week

4. Are you using plastic bags? A. Yes B. No

5. Are you using dustbins? A. Yes B. No

6. Are you using washrooms in your house? A. Yes B. No

7. From where do you bring drinking water? from water tank.

8. Are you using dry dustbin & wet dustbin? A. Yes B. No

Mrs.A.V.N COLLEGE
COMMUNITY SERVICE PROJECT
CLEANINGNESS AND HYGIENE

*Recipient name: G. Nagesh *DOB: 36 yrs

*Adress: Jalaripeta *Phone no:

*Sex Male

- 1. How do you feel that the cleanliness in your local environment? A. Yes B. No
- 2. After cleaning the house where do you throw waste materials in dustbin
- 3. How many times dustbins in your street are been cleaned? daily
- 4. Are you using plastic bags? A. Yes B. No
- 5. Are you using dustbins? A. Yes B. No
- 6. Are you using washrooms in your house? A. Yes B. No
- 7. From where do you bring drinking water? from water tank
- 8. Are you using dry dustbin & wet dustbin? A. Yes B. No

Mrs.A.V.N COLLEGE
COMMUNITY SERVICE PROJECT
CLEANINGNESS AND HYGIENE

*Recipient name: P.Jyotika *DOB: 22-05-

*Adress: Taloripeta *Phone no: —

*Sex Female

- 1. How do you feel that the cleanliness in your local environment? A. Yes B. No
- 2. After cleaning the house where do you throw waste materials the dustbin.
- 3. How many times dustbins in your street are been cleaned? daily
- 4. Are you using plastic bags? A. Yes B. No
- 5. Are you using dustbins? A. Yes B. No
- 6. Are you using washrooms in your house? A. Yes B. No
- 7. From where do you bring drinking water? from water tanks
- 8. Are you using dry dustbin & wet dustbin? A. Yes B. No

Mrs.A.V.N COLLEGE
COMMUNITY SERVICE PROJECT
CLEANINGNESS AND HYGIENE

*Recipient name: J. Anuradha *DOB: 12 yrs.

*Adress: Jalasipeta *Phone no: —

*Sex Female

- 1. How do you feel that the cleanliness in your local environment? A. Yes B. No
- 2. After cleaning the house where do you throw waste materials at dustbin
- 3. How many times dustbins in your street are been cleaned? daily
- 4. Are you using plastic bags? A. Yes B. No
- 5. Are you using dustbins? A. Yes B. No
- 6. Are you using washrooms in your house? A. Yes B. No
- 7. From where do you bring drinking water? Boon water tanks
- 8. Are you using dry dustbin & wet dustbin? A. Yes B. No

Mrs.A.V.N COLLEGE
COMMUNITY SERVICE PROJECT
CLEANINGNESS AND HYGIENE

*Recipient name: D. Bharu. *DOB: 22 yrs.

*Adress: Jalaripeeta *Phone no: -

*Sex Female

- 1. How do you feel that the cleanliness in your local environment? A. Yes B. No
- 2. After cleaning the house where do you throw waste materials at dustbin
- 3. How many times dustbins in your street are been cleaned? daily
- 4. Are you using plastic bags? A. Yes B. No
- 5. Are you using dustbins? A. Yes B. No
- 6. Are you using washrooms in your house? A. Yes B. No
- 7. From where do you bring drinking water? Pipeline
- 8. Are you using dry dustbin & wet dustbin? A. Yes B. No

Mrs.A.V.N COLLEGE
COMMUNITY SERVICE PROJECT
CLEANINGNESS AND HYGIENE

*Recipient name: B. Ramana *DOB: 39 yrs.
*Adress: Talasipeta *Phone no: -
*Sex male

- 1. How do you feel that the cleanliness in your local environment? A. Yes B. No
- 2. After cleaning the house where do you throw waste materials in dust bin
- 3. How many times dustbins in your street are been cleaned? twice a day
- 4. Are you using plastic bags? A. Yes B. No
- 5. Are you using dustbins? A. Yes B. No
- 6. Are you using washrooms in your house? A. Yes B. No
- 7. From where do you bring drinking water? from water tanks
- 8. Are you using dry dustbin & wet dustbin? A. Yes B. No

Mrs.A.V.N COLLEGE
 COMMUNITY SERVICE PROJECT
 CLEANINGNESS AND HYGIENE

*Recipient name: G. Laxmi *DOB: 45 yrs.

*Adress: Jalaripeta *Phone no: -

*Sex Female

1. How do you feel that the cleanliness in your local environment? ✓ A. Yes B. No

2. After cleaning the house where do you throw waste materials in dustbin

3. How many times dustbins in your street are been cleaned? twice a day

4. Are you using plastic bags? A. Yes ✓ B. No

5. Are you using dustbins? A. Yes ✓ B. No

6. Are you using washrooms in your house? A. Yes ✓ B. No

7. From where do you bring drinking water? from pipeline

8. Are you using dry dustbin & wet dustbin? A. Yes ✓ B. No

Mrs.A.V.N COLLEGE
COMMUNITY SERVICE PROJECT
CLEANINGNESS AND HYGIENE

*Recipient name: D. Tharanga *DOB: 29 yrs.
*Adress: Talaripeta *Phone no: -
*Sex Female

- 1. How do you feel that the cleanliness in your local environment? A. Yes B. No
- 2. After cleaning the house where do you throw waste materials in dustbin
- 3. How many times dustbins in your street are been cleaned? daily
- 4. Are you using plastic bags? A. Yes B. No
- 5. Are you using dustbins? A. Yes B. No
- 6. Are you using washrooms in your house? A. Yes B. No
- 7. From where do you bring drinking water? from water tank
- 8. Are you using dry dustbin & wet dustbin? A. Yes B. No

Mrs.A.V.N COLLEGE
COMMUNITY SERVICE PROJECT
CLEANINGNESS AND HYGIENE

*Recipient name: B. Aouna *DOB: 26 yrs.
*Adress: Jabripeta *Phone no: -
*Sex Female

- 1. How do you feel that the cleniness in your local environment? A. Yes B. No
- 2. After cleaning the house where do you throw waste materials in dustbin.
- 3. How many times dustbins in your street are been cleaned? thrice a week
- 4. Are you using plastic bags? A. Yes B. No
- 5. Are you using dustbins? A. Yes B. No
- 6. Are you using washrooms in your house? A. Yes B. No
- 7. From where do you bring drinking water? from Pipelines
- 8. Are you using dry dustbin & wet dustbin? A. Yes B. No

Mrs.A.V.N COLLEGE
COMMUNITY SERVICE PROJECT
CLEANINGNESS AND HYGIENE

*Recipient name: U. Appiyama *DOB: 14/09/2003
*Adress: Jalajpeta *Phone no: -
*Sex Female

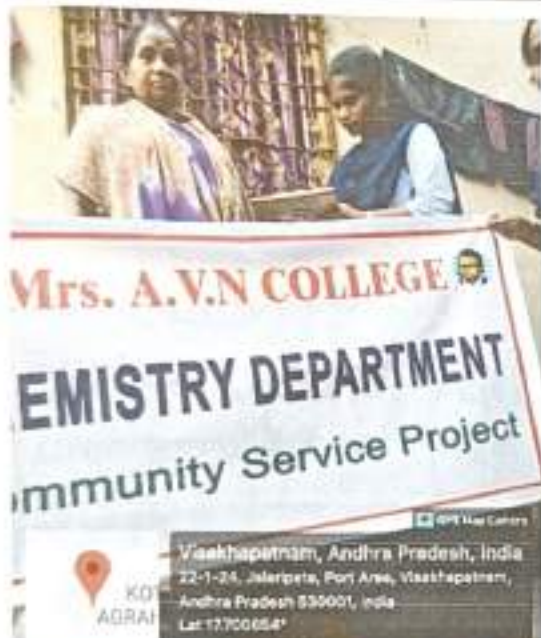
- 1. How do you feel that the cleniness in your local environment? A.Yes B.No
- 2. After cleaning the house where do you throw waste materials in dustbin
- 3. How many times dustbins in your street are been cleaned? 5 times in a week
- 4. Are you using plastic bags? A.Yes B.No
- 5. Are you using dustbins? A.Yes B.No
- 6. Are you using washrooms in your house? A.Yes B.No
- 7. From where do you bring drinking water? from pipelines
- 8. Are you using dry dustbin & wet dustbin? A.Yes B.No



Visakhapatnam, Andhra Pradesh, India
 20-120-4 Agraharam Street, Chengal Rao pets, near
 Brahman garl temple, Chengala Rao Pets, Jalerpeta, Port
 Area, Visakhapatnam, Andhra Pradesh 530001, India
 Lat 17.701139°



Mrs. A.V.N COLLEGE
 CHEMISTRY DEPARTMENT
 Community Service Project



Visakhapatnam, Andhra Pradesh, India
 22-1-24, Jalerpeta, Port Area, Visakhapatnam,
 Andhra Pradesh 530001, India
 Lat 17.700654°



Visakhapatnam, Andhra Pradesh, India
 22-1-70, Jalerpeta, Port Area, Visakhapatnam,
 Andhra Pradesh 530020, India
 Lat 17.705034°
 Long 83.399713°
 18/09/22 03:21 PM GMT +05:30



Visakhapatnam, Andhra Pradesh, India
 22-1-04/2, Terasai Decker St, Jalerpeta, Port Area,
 Visakhapatnam, Andhra Pradesh 530020, India



Visakhapatnam, Andhra Pradesh, India
 22-6-27/1, Kodam Ball St, Jalerpeta, Port Area,
 Visakhapatnam, Andhra Pradesh 530020, India
 Lat 17.700081°



Mrs. A.V.N COLLEGE
CHEMISTRY DEPARTMENT
Community Service Project

Visakhapatnam, Andhra Pradesh, India
22-4-4, Yekkal Doctor St, Rajanakovila Port Area,
Jalahetta, Port Area, Visakhapatnam, Andhra Pradesh



Mrs. A.V.N COLLEGE
CHEMISTRY DEPARTMENT
Community Service Project

Visakhapatnam, Andhra Pradesh, India
22-6-52, Bundaral St, Rajanakovila Port Area,
Jalahetta, Port Area, Visakhapatnam, Andhra Pradesh
530020, India



Mrs. A.V.N COLLEGE
CHEMISTRY DEPARTMENT
Community Service Project

Visakhapatnam, Andhra Pradesh, India
22-6-52, Bundaral St, Rajanakovila Port Area,
Jalahetta, Port Area, Visakhapatnam, Andhra Pradesh
530020, India



Mrs. A.V.N COLLEGE
CHEMISTRY DEPARTMENT
Community Service Project

Visakhapatnam, Andhra Pradesh, India
22-6-52, Bundaral St, Rajanakovila Port Area,
Jalahetta, Port Area, Visakhapatnam, Andhra Pradesh
530020, India
Lat 17.699422°
Long 83.300342°



Mrs. A.V.N COLLEGE
CHEMISTRY DEPARTMENT
Community Service Project

Visakhapatnam, Andhra Pradesh, India
22-29-16, Port Area, Visakhapatnam, Andhra Pradesh
530020, India
Lat 17.698974°
Long 83.300327°
16/09/22 04:32 PM GMT +05:30



Mrs. A.V.N COLLEGE
CHEMISTRY DEPARTMENT
Community Service Project

Visakhapatnam, Andhra Pradesh, India
22-29-16, Port Area, Visakhapatnam, Andhra Pradesh
530020, India
Lat 17.698984°
Long 83.300311°

Student Self-Evaluation for the Community Service Project

Student Name: KILLO JANAKI
 Registration No: 710130805233
 Period of CSP: From: Oct 01 To: Dec-28
 Date of Evaluation: 16/03/2023
 Name of the Person in-charge: P.B.N. Theja manis
 Address with mobile number: 9154564864

Please rate your performance in the following areas:

Rating Scale: 1 is lowest and 5 is highest rank

1) Oral communication	1	2	3	4	5
2) Written communication	1	2	3	4	5
3) Proactiveness	1	2	3	4	5
4) Interaction ability with community	1	2	3	4	5
5) Positive Attitude	1	2	3	4	5
6) Self-confidence	1	2	3	4	5
7) Ability to learn	1	2	3	4	5
8) Work Plan and organization	1	2	3	4	5
9) Professionalism	1	2	3	4	5
10) Creativity	1	2	3	4	5
11) Quality of work done	1	2	3	4	5
12) Time Management	1	2	3	4	5
13) Understanding the Community	1	2	3	4	5
14) Achievement of Desired Outcomes	1	2	3	4	5
15) OVERALL PERFORMANCE	1	2	3	4	5

Date: 16/03/23

K. Janaki
Signature of the Student

Evaluation by the Person in-charge in the Community/Habitation

Student Name: KILLO JANAKI
 Registration No: 72000805233
 Period of CSP: From: Oct-01 To: Dec-28
 Date of Evaluation: 16/03/23
 Name of the Person in-charge: P.B.N. Tharamani
 Address with mobile number: 9154554864

Please rate the student's performance in the following areas:

Please note that your evaluation shall be done independent of the Student's self-evaluation

Rating Scale: 1 is lowest and 5 is highest rank

1) Oral communication	1	2	3	4	5
2) Written communication	1	2	3	4	5
3) Proactiveness	1	2	3	4	5
4) Interaction ability with community	1	2	3	4	5
5) Positive Attitude	1	2	3	4	5
6) Self-confidence	1	2	3	4	5
7) Ability to learn	1	2	3	4	5
8) Work Plan and organization	1	2	3	4	5
9) Professionalism	1	2	3	4	5
10) Creativity	1	2	3	4	5
11) Quality of work done	1	2	3	4	5
12) Time Management	1	2	3	4	5
13) Understanding the Community	1	2	3	4	5
14) Achievement of Desired Outcomes	1	2	3	4	5
15) OVERALL PERFORMANCE	1	2	3	4	5

Date: 16/03/23

P.B.N. Tharamani
Signature of the Supervisor





Andhra Pradesh State
Council of Higher Education



Nation Building Through Skills



Virtual Internship Completion Certificate

This is to certify that

Janaki Killo

Mrs. A.V.N. Degree College

has successfully completed 10 weeks

AWS Cloud Virtual Internship

During Sep - Nov 2022

Supported By **aws** academy

Prof. K. Hemachandra Reddy
Chairman, Andhra Pradesh State
Council of Higher Education

Dr. Satya Ranjan Biswal
Chief Technology Officer (CTO)
EduSkills



Certificate ID :d419c424defcb60a531c155eb46d128e